


## 5 Steps to Access the 2023 FOR ALL Conference

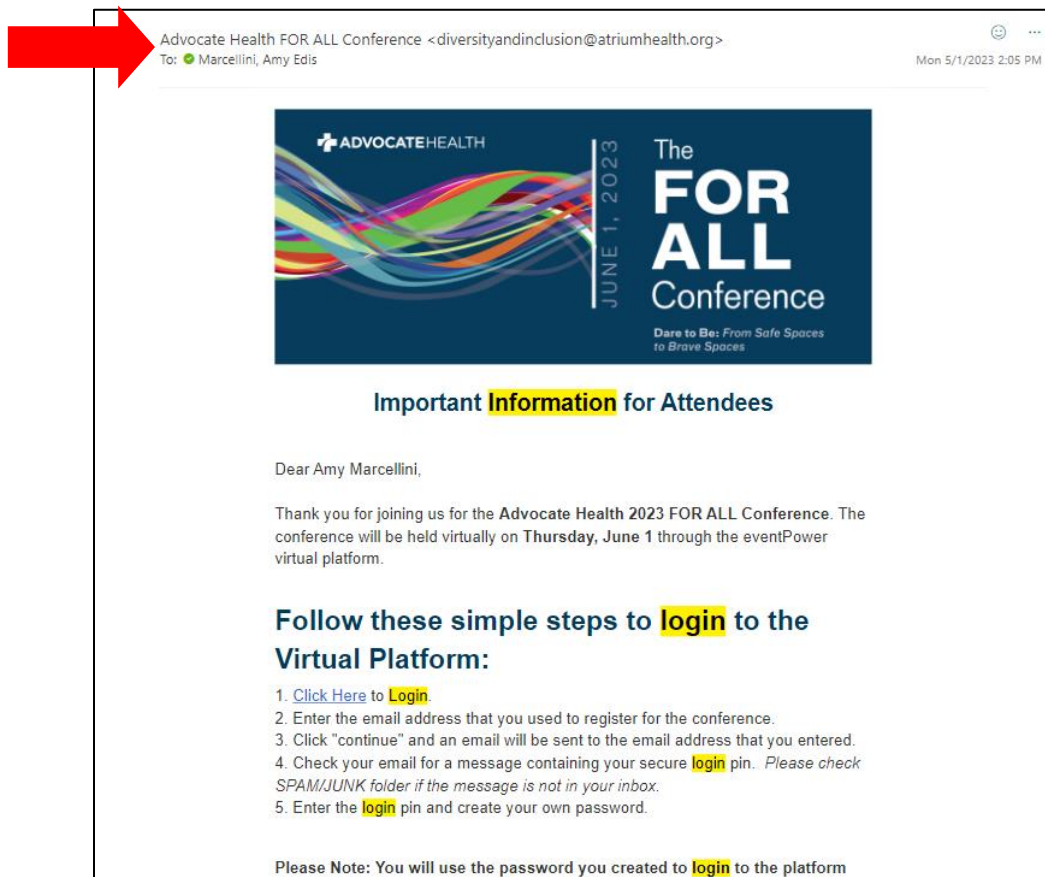
1. After you're registered via Eventbrite you will receive a confirmation email from [vernetta.willer@atriumhealth.org](mailto:vernetta.willer@atriumhealth.org) <[noreply@event.eventbrite.com](mailto:noreply@event.eventbrite.com)> (see screenshot below)




### \*NOTE: YOU'RE NOT DONE YET!\*

2. Next, you will receive an instructional email from: **Advocate Health FOR ALL Conference** <[diversityandinclusion@atriumhealth.org](mailto:diversityandinclusion@atriumhealth.org)> (see screenshot below). Follow the instructions in that email to create a profile on the eventPower platform to access the event.

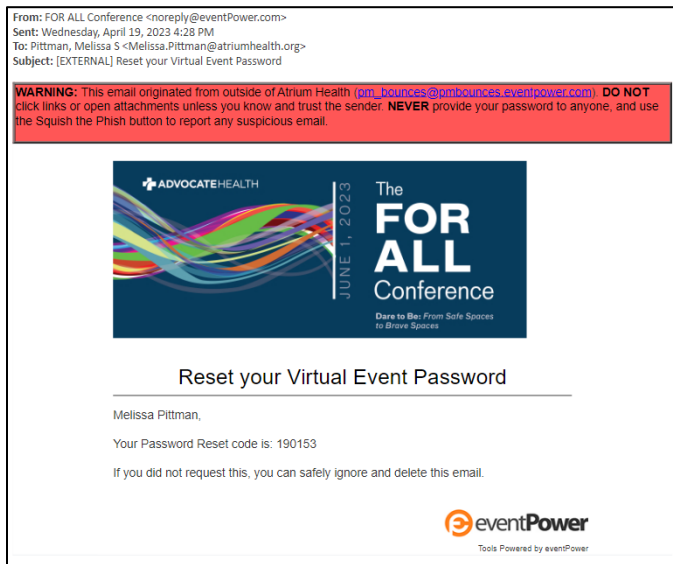
**Please create your profile as soon as possible. We recommend you do so prior to the conference, to ensure a smooth experience and allow time for our team to troubleshoot any unexpected errors.**



3. You will be prompted to select your device (iOS, Android, or Desktop/Browser) and enter the email address you used to register.



4. Retrieve the secure login pin sent to your email address (remember to check your junk folders).



5. Enter your pin on eventPower and create your password.