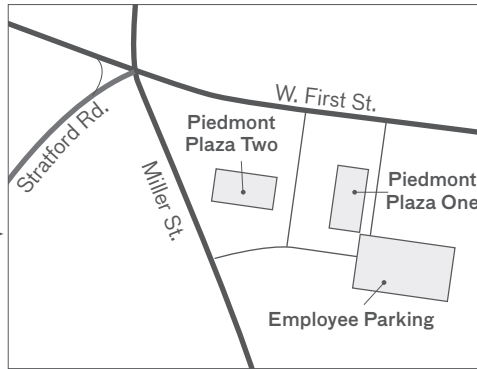









Piedmont Plaza One and Two are located 1 mile north of the Medical Center campus at the corner of Miller Street and West First Street.



Visitor Entries

-  **Ardmore Tower/The Birth Center**, Level M, 24/7 (laboring moms only)
-  **Cancer Center**
Level 1 (street entrance), Mon – Sat, 6 am – 6 pm
Level 4 (from Deck C), 24/7
-  **Janeway Tower**, Level M, Mon – Fri, 6 am – 6 pm
-  **North Tower**, Level M, 24/7
-  **MRI Center entrance** (MRI visits only)
-  **Outpatient Surgery**
Daily, 7 am – 5 pm
-  **Sticht Center**, Level G, Daily, 6 am – 8 pm

Reynolds Tower
Access via Janeway or North Tower entrance.

 **Shuttle Stops (Mon – Fri, 8 am – 5 pm)**

Shuttle service is free.

- Cancer Center
- Sticht Center

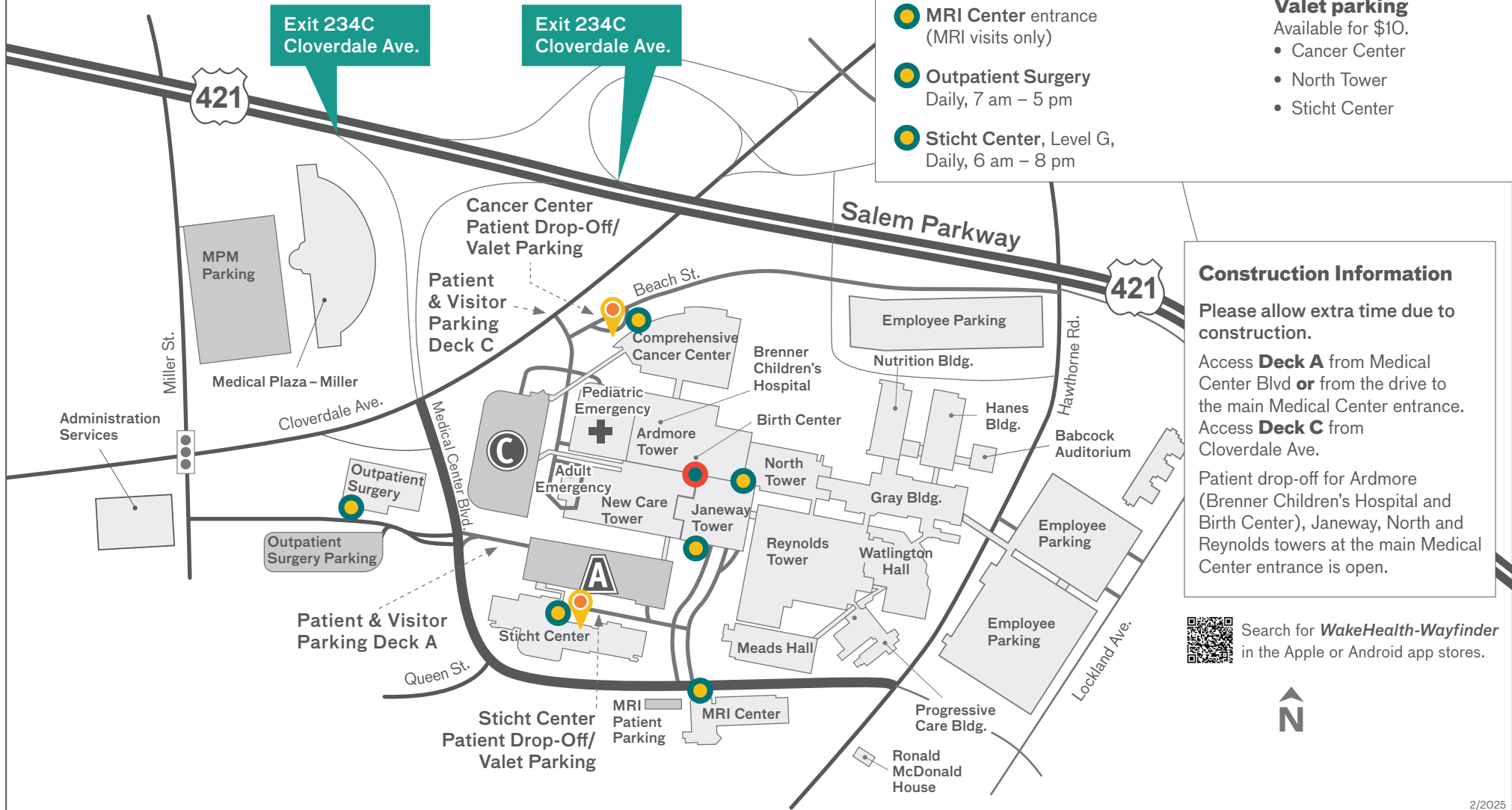
Golf Carts (Mon – Fri, 8 am – 5 pm)

Decks A and C

Valet parking

Available for \$10.

- Cancer Center
- North Tower
- Sticht Center



Construction Information

Please allow extra time due to construction.

Access **Deck A** from Medical Center Blvd **or** from the drive to the main Medical Center entrance. Access **Deck C** from Cloverdale Ave.

Patient drop-off for Ardmore (Brenner Children's Hospital and Birth Center), Janeway, North and Reynolds towers at the main Medical Center entrance is open.



Search for **WakeHealth-Wayfinder** in the Apple or Android app stores.

