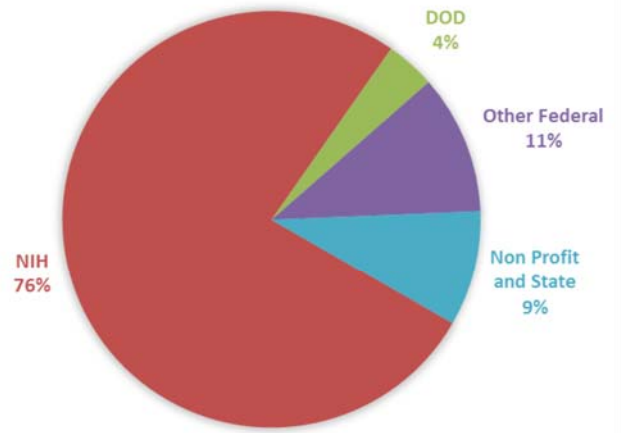


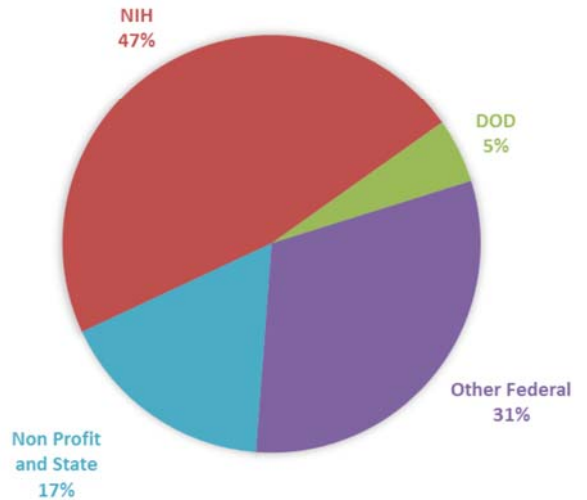
Proposals Reviewed		
Month	Count	\$ volume
Jul-18	74	\$62,065,975
Aug-18	95	\$67,317,775
Sep-18	97	\$128,616,071
Oct-18	162	\$183,008,969
Nov-18	105	\$101,246,245
Dec-18	64	\$40,868,817
Jan-19	93	\$68,131,154
Feb-19	115	\$122,652,800
Mar-19	102	\$116,327,023
Apr-19	80	\$47,903,325
May-19	116	\$127,649,002
Jun-19	119	\$128,287,768
Total	1,222	\$1,194,074,924

Proposals Reviewed measures the proposals reviewed by the Pre Award team in each month. The dollar amounts reflect the requested amount for the entire term of the proposed award.

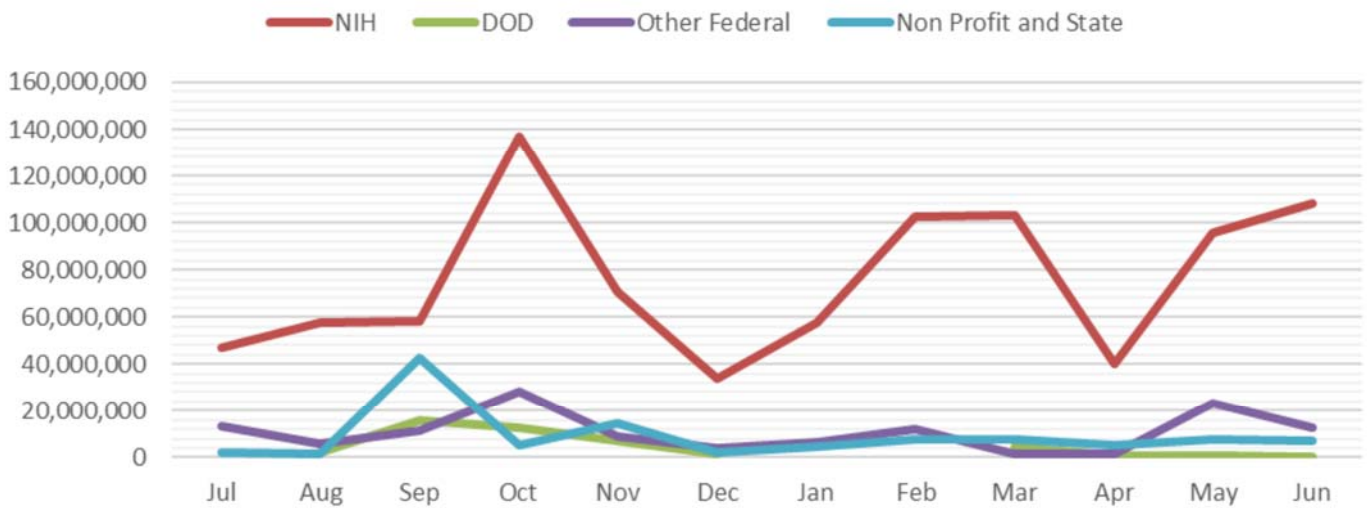
FY 2019 YEAR TO DATE PROPOSAL DISTRIBUTION (\$)



FY 2019 YEAR TO DATE PROPOSAL DISTRIBUTION (#)



Proposals Reviewed by Sponsor - \$



Proposals Reviewed by Sponsor - Count

