

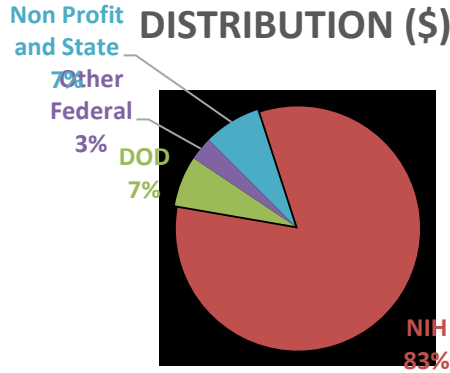
Proposals Reviewed

Month	Count	\$ volume
Jul-20	74	\$41,917,029
Aug-20	111	\$75,326,885
Sep-20	92	\$53,725,379
Oct-20	161	\$170,188,885
Nov-20	99	\$99,533,224
Dec-20	102	\$66,797,452
Jan-21	62	\$99,841,047
Feb-21	120	\$125,844,248
Mar-21	114	\$173,800,342
Apr-21	146	\$87,468,628
May-21	70	\$139,235,208
Jun-21	0	\$0

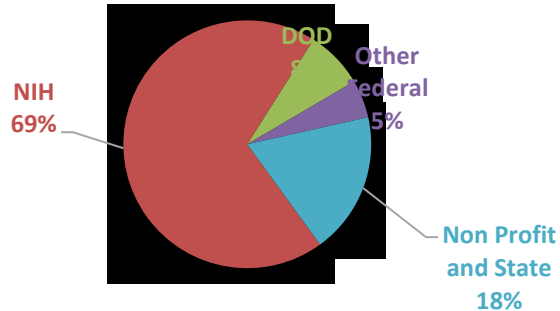
Total 1,151 \$1,133,678,327

Proposals Reviewed measures the proposals reviewed by the Pre Award team in each month. The dollar amounts reflect the request- ed amount for the entire term of the proposed award.

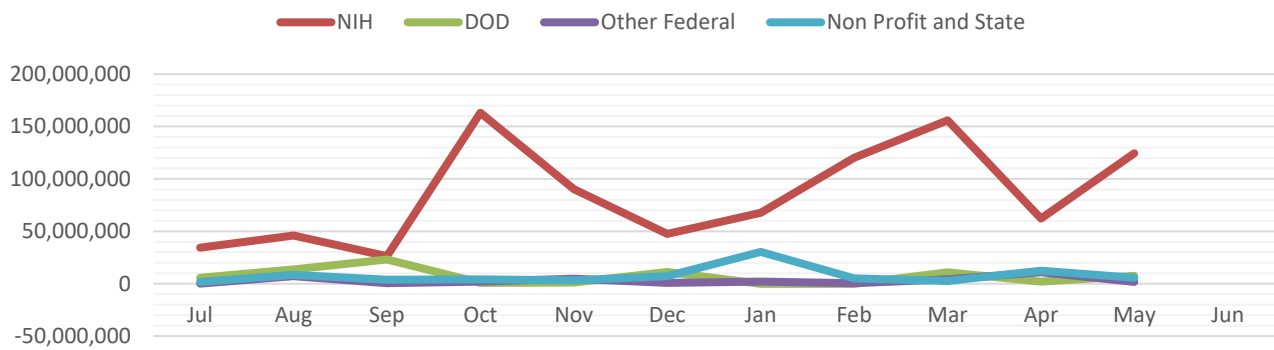
FY 2021 YEAR TO DATE PROPOSAL DISTRIBUTION (\$)



FY 2021 YEAR TO DATE PROPOSAL DISTRIBUTION (#)



Proposals Reviewed by Sponsor - \$



Proposals Reviewed by Sponsor - Count

