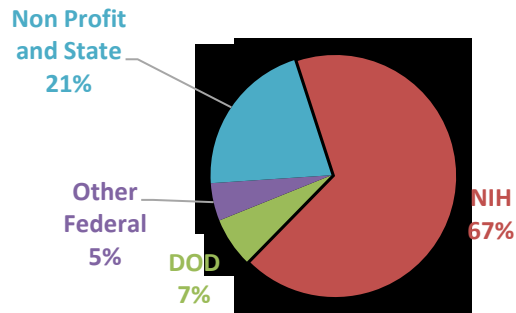


### Proposals Reviewed

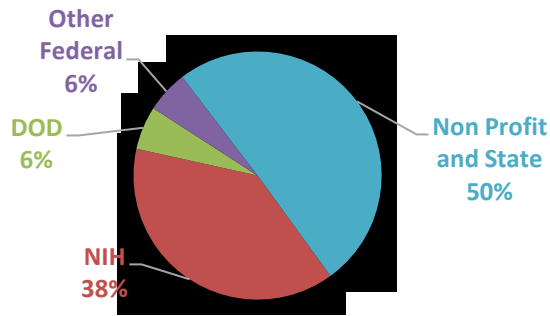
Month	Count	\$ volume
Jul-19	94	\$93,959,389
Aug-19	79	\$35,801,136
Sep-19	82	\$43,510,232
Oct-19	136	\$138,795,261
Nov-19	91	\$109,485,152
Dec-19	73	\$33,483,382
Jan-20	49	\$49,868,659
Feb-20	136	\$129,405,063
Mar-20	118	\$105,469,655
Apr-20	54	\$13,226,998
May-20	74	\$75,001,286
Jun-20	163	\$183,560,713
<b>Total</b>	<b>1,149</b>	<b>\$1,011,566,926</b>

Proposals Reviewed measures the proposals reviewed by the Pre Award team in each month. The dollar amounts reflect the requested amount for the entire term of the proposed award.

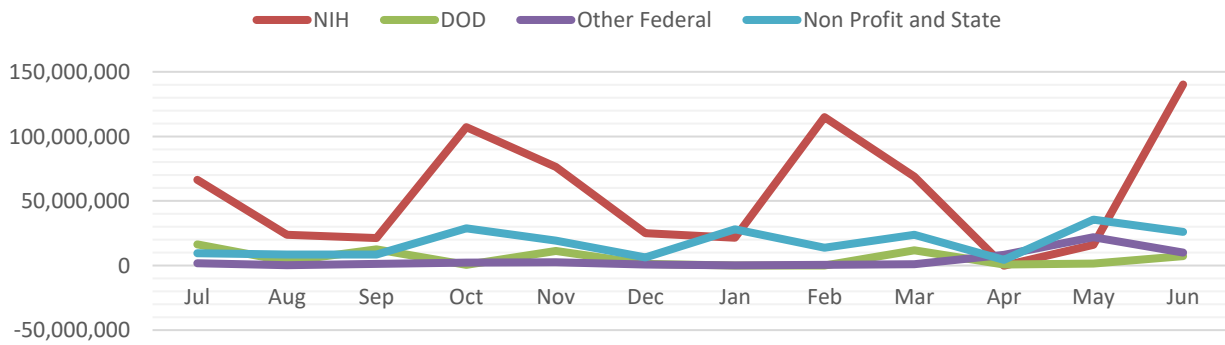
### FY 2020 YEAR TO DATE PROPOSAL DISTRIBUTION (\$)



### FY 2020 YEAR TO DATE PROPOSAL DISTRIBUTION (#)



### Proposals Reviewed by Sponsor - \$



### Proposals Reviewed by Sponsor - Count

