

Carolinas College of Health Sciences

FACT 2019 BOOK





TABLE OF CONTENTS

STUDENT ENROLLMENT

New Students Enrolled in Fall 2019.....	5
Application and Enrollment Numbers.....	5
Total Number of Students by Program: Fall Enrollment.....	5
Average Class Size	6
Student-to-Faculty Ratio.....	6

STUDENT ACHIEVEMENT

Graduation Rates: 150% of Traditional Length by Program.....	7
Board, Licensure, and Certification Pass Rates by Program.....	7
Placement Rates by Program.....	8
Placement Rates within Atrium Health by Program.....	8

FACULTY & STAFF

Faculty and Staff Demographics.....	9
Faculty Members by Category.....	9

COST / STUDENT FINANCIAL RESOURCES

Tuition and Fees.....	10
Student Financial Resources.....	10
Federal Direct Stafford Loan Default Rates	10

EXPENDITURES & RESOURCES


Carolinas College Financials	11
Development Funds	11

ABOUT THE COLLEGE

Carolinas College of Health Science has the **vision** to be the first and best choice for healthcare education.

Carolinas College has a **single mission**: to transform lives by educating, engaging and empowering professionals for an evolving healthcare environment.

To achieve the vision and mission, the College operates under the guidance of **four core values**: caring, commitment, integrity and teamwork.



ACADEMIC PROGRAMS OFFERED

Bachelor of Science in Nursing degree

Associate of Applied Science degrees:

- Nursing
- Neurodiagnostic Technology (to begin Jan. 2020)
- Radiologic Technology

Associate of Science degree in General Studies

Certificates:

- Histotechnology
- Medical Laboratory Science
- Neurodiagnostic Technology (to begin Jan. 2020)
- Radiation Therapy

Non-Credit Programs

- Phlebotomy
- Specialist in Blood Banking/Medical Transfusion

Single courses in general studies and continuing education

ACCREDITATION

Institutional Accreditation

Carolinas College of Health Sciences is accredited by the Southern Association of Colleges and Schools Commission on Colleges to award associate and baccalaureate degrees. Contact the Commission on Colleges at 1866 Southern Lane, Decatur, Georgia 30033-4097 or call 404-679-4500 for questions about the accreditation of Carolinas College of Health Sciences.

Program-Specific Accreditations and Approvals

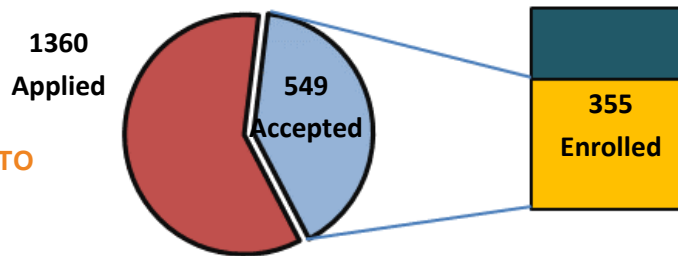
- Joint Review Committee on Education in Radiologic Technology (JRCERT)
- National Accrediting Agency for Clinical Laboratory Sciences (NAACLS)
- Accreditation Commission for Education in Nursing (ACEN)
- North Carolina Board of Nursing (NCBON)
- North Carolina State Approving Agency for Veterans Benefits

STUDENT ENROLLMENT

During all of 2019, **640 distinct students** enrolled at Carolinas College of Health Sciences. **476 of the 640 students were enrolled for the fall term.** 1360 individuals applied for admission to the college that year — with 40% being accepted. Of those selected, 355 students or approximately 65%, actually enrolled.

355 TOTAL NEW STUDENTS ENROLLED IN 2019 TO

CAROLINAS COLLEGE WAS THE FIRST CHOICE FOR 87% OF NEW STUDENTS.



Application and Enrollment Numbers

	2017	2018	2019
Applications	1759	1589	1360
Accepted	572	610	549
Program Starts	331	367	355
Selectivity	33%	38%	40%
Admission Yield	58%	60%	65%

Total Number of Students by Program: Fall Enrollment

	2017	2018	2019
General Studies	119	120	100
Histotechnology	3	4	3
Medical Laboratory Science	16	12	15
Associate Degree Nursing	254	265	271
RN to BSN		24	53
Radiation Therapy	9	10	10
Radiologic Technology	32	32	24
Surgical Technology	13	(Not offered)	(Not offered)
COLLEGE TOTAL	446	467	476

Carolinas College 2019 Students

Male	12%
Minority	30%
Median Age	24
Part-Time	86%
Receiving Financial Aid:	69%
New Students with Previous College Experience:	72%


All percentages are rounded to the nearest whole number.

Smaller class sizes and low student-to-faculty ratio translate to students receiving more personal, individualized attention helping to ensure their success.

	2017	2018	2019
Average Class Size	18	18	17
Student-to-Faculty Ratio	5:1	6:1	6:1



STUDENT ACHIEVEMENT ☆



**2019 OVERALL
GRADUATION RATE FOR
CURRENT DEGREE AND
CERTIFICATION
PROGRAMS**

Graduation Rates for Current Degree and Certification Programs 150% of Traditional Program Length

	2017	2018	2019
General Studies*	0%	0%	18.2%
Histotechnology	100%	100%	100%
Medical Laboratory Science	93%	93%	93%
Nursing	86%	81%	80%
Radiation Therapy	70%	100%	89%
Radiologic Technology	67%	72%	78%
COLLEGE SUMMARY	75%	71%	76%

* More than half of the General Studies students transfer into one of the College's healthcare programs

For Current Degree and Certification Programs, First Attempt Pass Rates on National Tests

	2017	2018	2019	2019 National Average
Histotechnology	100%	86%	63%	82%
Medical Laboratory Science	100%	100%	100%	83%
Nursing	98%	96%	99%	88%
Radiation Therapy	100%	100%	100%	86%
Radiologic Technology	100%	100%	100%	89%
COLLEGE SUMMARY	96%	95%	98%	

All percentages are rounded to the nearest whole number.



For Current Degree and Certificate Programs, Percentage of Alumni Placed in Field Within Six Months of Graduation

Year of Graduation	2017	2018	2019
Histotechnology	100%	100%	100%
Medical Laboratory Science	100%	100%	100%
Nursing	96%	89%	93%
Radiation Therapy	67%	75%	67%
Radiologic Technology	91%	100%	50%
COLLEGE SUMMARY	93%	87%	89%

For Current Degree and Certificate Programs, Percentage of Those Placed Who Gained Employment in Field Within Atrium Health

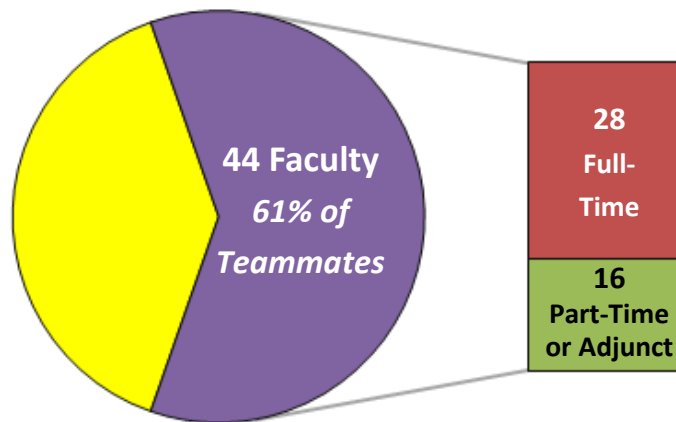
Year of Graduation	2017	2018	2019
Histotechnology	50%	29%	63%
Medical Laboratory Science	58%	56%	67%
Nursing	100%	100%	96%
Radiation Therapy	17%	29%	17%
Radiologic Technology	90%	93%	71%
COLLEGE SUMMARY	89%	86%	87%



FACULTY & STAFF



72 TOTAL NUMBER OF FACULTY AND STAFF

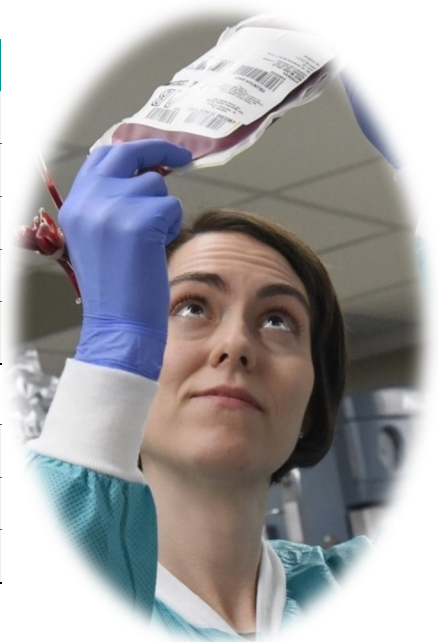


Faculty and Staff Demographics

	2017	2018	2019
Men	12	11	10
Women	74	62	62
% Men	14%	15%	14%
Minority	23	16	16
Nonminority	63	57	56

Faculty Members by Category

Total full-time faculty	27	28	28
Total part-time faculty	13	10	12
Total adjunct faculty	17	10	4



All percentages are rounded to the nearest whole number.

COST / STUDENT FINANCIAL RESOURCES



Tuition and Fees

	2017	2018	2019
Applied Health Care Program Courses (per credit hour)	333	350	368
General Studies and Health Services Courses (per credit hour)	333	350	368
Histotechnology	8,274	8,688	9,122
Medical Laboratory Science	8,274	8,688	9,122
Radiation Therapy	8,405	8,805	9,122
Phlebotomy	625	625	625
Specialist in Blood Bank Technology/Transfusion Medicine	2,800	2,800	2,800
Application Fee/Application Fee (Phlebotomy)	50/20	60/60	60/60
Activity Fee (per semester)	25	30	30
Admission Deposit/Background Check	200	200	200
Access Fee		20	20
Lab Fees Per Course or Semester	40-220	40-240	40-240
Radiologic Technology Course Packs		60	35-115
Learning Resource Fee (per semester) 6+ credit hours/<6 credit hours	225/125	225/125	225/125
Graduation Fee	125	200	155

Student Financial Resources

	2017	2018	2019
Loans	2,975,980	3,437,418	3,728,628
Grants	340,641	294,929	302,256
Scholarships	105,125	112,254	112,969
Work	20,542	23,651	21,730
Other Sources	325,227	352,223	332,086

Federal Direct Stafford Loan Default Rates

	2017: 2014 Cohort	2018: 2015 Cohort	2019: 2016 Cohort
3-Year Rate	3.3%	3.5%	3.3%
National Avg.	11.5%	10.8%	10.1%

EXPENDITURES & RESOURCES %



Carolinas College of Health Sciences Financials

	2017	2018	2019
Revenue	8,884,623	8,779,938	8,803,507
Expense	8,618,518	8,692,573	9,566,457
Operating Margin	266,105	87,365	(762,950)*

* Additional expenses were incurred due to Carolinas College of Health Sciences moving to its new campus.

Development Funds

	2017	2018	2019
Carolinas College Advancement Fund	811,335	750,218	905,220
Carolinas Endowment	2,193,831	1,833,482	2,220,996
Carolinas College Capital Fund ¹		212,534	251,129
Carolinas College Learning Symposium Fund ¹		3,776	5,186
Total Fund Balance	3,005,166	2,583,700	3,382,531

¹ These funds were established in 2018.





Carolinan College of Health Sciences

To learn more about Carolinas College of Health Science,
Visit our website at CarolinanCollege.edu.

2110 Water Ridge Parkway, Charlotte, NC 28217/ 704-355-5043